

College of Global Liberal Arts Academic Advising Syllabus (Fall 2021)

This syllabus is a guide for students to understand the role of academic advising at the College of Global Liberal Arts (GLA).

Being student-led and advisor-supported, GLA's academic advising is conducted to help students explore their interests, values, and abilities to support their making thoughtful and informed decisions about their educational plans and experiences. This syllabus outlines what is expected of students in the academic advising process and the responsibilities of advisors to support students in their academic careers.

Advisors are available to work with students and to assist them as they need. Before each advising session, please refer to this syllabus to make the most of the advising relationship and all advising opportunities.

GLA Advising System

Academic Advising by Professional Advisors

1st Year – 4th Year

Professional academic advisors at the Academic Advising Center (AAC) are available at 9:00 a.m. – 5:00 p.m., Monday through Friday, except for national holidays and other university closure periods. Students are encouraged to schedule an appointment in advance, but if advisors are available, walk-in is also welcome.

The AAC supports students in planning their program of study at GLA. If students have questions about program requirements for graduation, credit transfer from ANU to RU, registration for or withdrawal from courses, academic policies and procedures, and/or any other concern, the AAC serves as their first point of contact. Advisors at the AAC can also refer students to other student support units on campus as necessary and appropriate.

As much as we would like to assist students thoroughly, the AAC is not responsible for ANU's graduation requirements, course delivery, policies, and registration procedures. Students with questions related to the items listed above should contact the ANU Convenor at bapa.bell@anu.edu.au.

Welcome Faculty Mentoring by Faculty

1st Semester

Welcoming mentors are faculty members and are assigned to all 1st-semester students. During their scheduled office hours, you will meet with your welcoming mentors in the 3rd week of your 1st semester. This meeting is casual but important and intended to ensure that your classes have begun well and that your semester is on the right track.

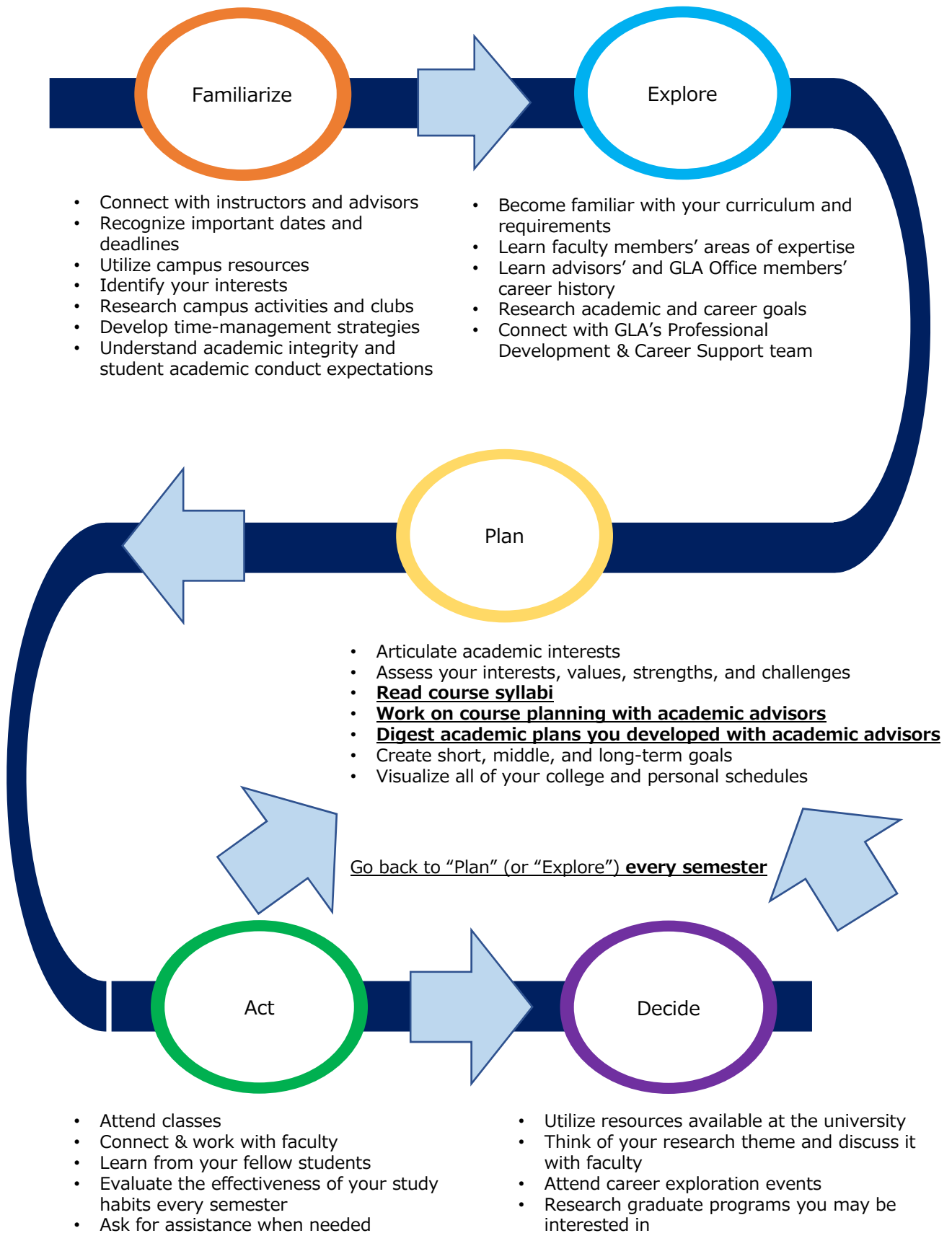
Meeting with your faculty mentor in your 2nd semester is not mandatory but highly encouraged.

Research Mentoring by Faculty

4th Year

A research mentor is a faculty member (or members) who will support and advise you in writing your final thesis. Your research mentor(s) will be determined in your 4th year when you choose your final thesis topic.

Student Development Process – It’s a non-stop & repeated process!




General Objectives of Advising with Academic Advisors & Career Advisors



Transitioning & Adjusting to College

- Explore your academic & career interests
- Explore interpersonal factors related to academic & career goals
- Clarify your personal values, particularly in relation to academic & career choices
- Assess your strengths, skills, and challenges
- Understand skills you will need to make the most of GLA education, including ANU coursework
- Use various resources to maximize your undergraduate experiences, such as advisors, faculty, study groups, student organizations, and student support units
- Connect with GLA Office's Student Professional Development & Career Support team



Academic Exploration & Personal Development

- Focus on your interests, and study one of them in more depth
- Continue assessing your skills, strengths, and interests
- Explore connections between your interests and strengths & potential careers
- Explore experiences that will help you clarify your goals
- Understand RU & ANU transition mechanism, including credit transfer



Academic Enhancement & Career Goal Setting

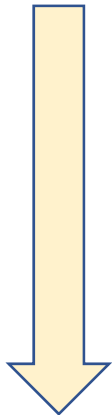
- Discover how your interests & skills apply to the world of work
- Identify educational and other skills you may want to develop to attain employment or professional training in your field
- Be able to articulate what you are studying and why
- Research graduate program options and start applying
- Connect with the RU & ANU Career Offices



Transitioning Out of College into A Professional Career or Graduate Programs

- Research employment options and start applying
- Understand skills employers and graduate schools seek
- Be able to market your skills and education to employers and graduate schools
- Networking with professionals in the fields you are interested in
- Continue assessing your options

General Academic Advising Semester-by-Semester Grid

Semester	With the AAC Advisors	With the Faculty Members
1st Semester	AAC is available to answer your questions about GLA's curriculum, requirements, campus resources, and other information as necessary.	Throughout your academic career at GLA, students will always be welcome to contact the AAC for items listed below.
2nd Semester	Advisors will also work with you to smoothen your transition to the university, including assessing your needs and connecting to other student support units as appropriate.	Check in with your Faculty Mentor and discuss your 1 st -semester experiences.
3rd Semester	Make sure to meet with an AAC advisor to discuss RU courses to take. You will also take ANU courses at that time.	Keep on working with RU & ANU course instructors throughout your academic career until degree completion
4th & 5th Semesters	Make sure to meet with an AAC advisor to discuss ANU courses to take. They will explain how your ANU courses will transfer to RU and fulfill the GLA requirements.	<ul style="list-style-type: none"> • Ask questions • Discuss your ideas • Request clarifications on ideas and theories you do not understand • Discuss career and/or further education opportunities • Learn faculty's areas of expertise • Other questions and discussions relevant to your coursework
6th Semester	<p>Welcome back! Make sure to meet with an AAC advisor to discuss RU courses to take.</p> <p>Time to get prepared for the Research Seminars, too.</p>	
7th & 8th Semesters	Make sure to continue working with an AAC advisor to discuss your remaining requirements and request graduation reviews.	

BECAUSE we care - AAC Advising Types & Student Resources

Scheduled Advising

30-minute appointments

For items such as

- RU Course Planning
- ANU Course Planning
- Credit Transfer between ANU & RU
- Graduation Review
- Academic difficulty
- Other study options

Walk-in Advising

5-10 minutes with an advisor
First-come, first-served

For items such as

- Policy clarification
- Referrals
- Urgent concerns

Add/Drop Advising

5-10 minutes with an advisor
First-come, first-served

Quick assistance on schedule adjustments for courses unavailable for self-registration via CAMPUS WEB

Resources

- Academic Advisors
- Career Office
- Disability Resource Center (DRC)
- Faculty
- GLA Office
- RAINBOW Service Desk (IT Services)
- Student Success Program (SSP)
- Student Support Room (Counseling)
- Writing Supports
- University Library

Tools

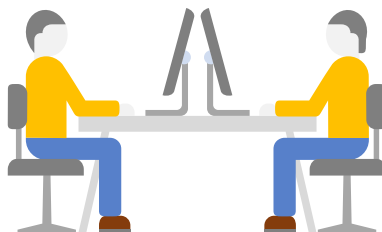
- Academic Advising Database
- Academic Advising Syllabus
- Academic Handbooks
- CAMPUS WEB
- Course Syllabus
- GLA Website
- manaba+R
- ProQuest & other library databases
- Registration Guidebook
- University Email

Important Dates

- Add/Drop Due Dates
- Drop-only Period
- Withdrawal Due Date (only for pre-hurdle students)

Students' and Advisors' Responsibilities

Academic Advising is a repeated process of collaboration between students and advisors. Hence, both parties will take their own responsibilities.



Student Responsibilities

- Be familiar with all academic advisors by working with them regularly. Check the Academic Advising Database after every meeting with an advisor.
- Regularly check the university email, the GLA website, and manaba+R for important announcements. Missed deadlines or insufficient submissions due to unread messages are students' responsibility.
- Follow the academic policies and procedures of the College and University. These can be found in the Academic Handbooks for GLA and the University 6available on the GLA website.
- Work with an AAC advisor in planning the 4-year academic requirements. Be proactive and plan ahead to consult with an AAC advisor every semester to monitor academic progress in completing the degree requirements for graduation.
- Come prepared for the academic advising appointments with a list of courses they are interested in taking and questions. Present the prepared academic plan to the advisor to initiate discussions.
- Improve their academic performance by taking advantage of the academic workshops and seminars organized on campus. Refer to the GLA website for these and other university resources.
- Balance their academic life by setting goals and managing time. Take ownership of your decisions and actions.

Advisor Responsibilities

- Provide students with advice and resources to enable them to make informed decisions about their academic program.
- Work with students to create an academic plan to complete the degree requirements for graduation and achieve their academic goals.
- Clarify concerns students may have regarding the policies and procedures of GLA and the University.
- Refer students to available university resources and services which can appropriately address and support their needs.
- Conduct student advising meetings in a manner that follows ethical behavior and respects student confidentiality.

How to Contact the Academic Advisors

Advising Appointments

To schedule an appointment, students should submit the online Advising Appointment Request Form http://en.ritsumei.ac.jp/gla/advising/advising_appointment_for_current_students/

To protect students' privacy, the Request Form requires that students log in by using their RAINBOW ID and password.

The Advising Appointment Request Form covers HTML format and enables file upload if necessary. Students are highly encouraged to provide as many details as possible when contacting the AAC for efficient communication.

Upon receiving students' requests, one of the academic advisors will respond within two (2) business days.



General Inquiries to the Advisors

When students would like to contact the Academic Advising Center, they should use the AAC General Inquiry Form http://en.ritsumei.ac.jp/gla/advising/contact_academic_dvising_team/

Please follow the same log-in protocol to use the inquiry form.

Upon receiving students' inquiries, one of the academic advisors will respond within two (2) business days.

Academic Advising Appointment Tips

Before

- Determine what kind of advising appointment you need
- Familiarize yourself with the GLA Academic Calendar
- Be aware of all College and University deadlines
- Review your academic records, such as grades and GPA
- Come prepared with your questions written out
- Research and/or complete fact-finding as relevant

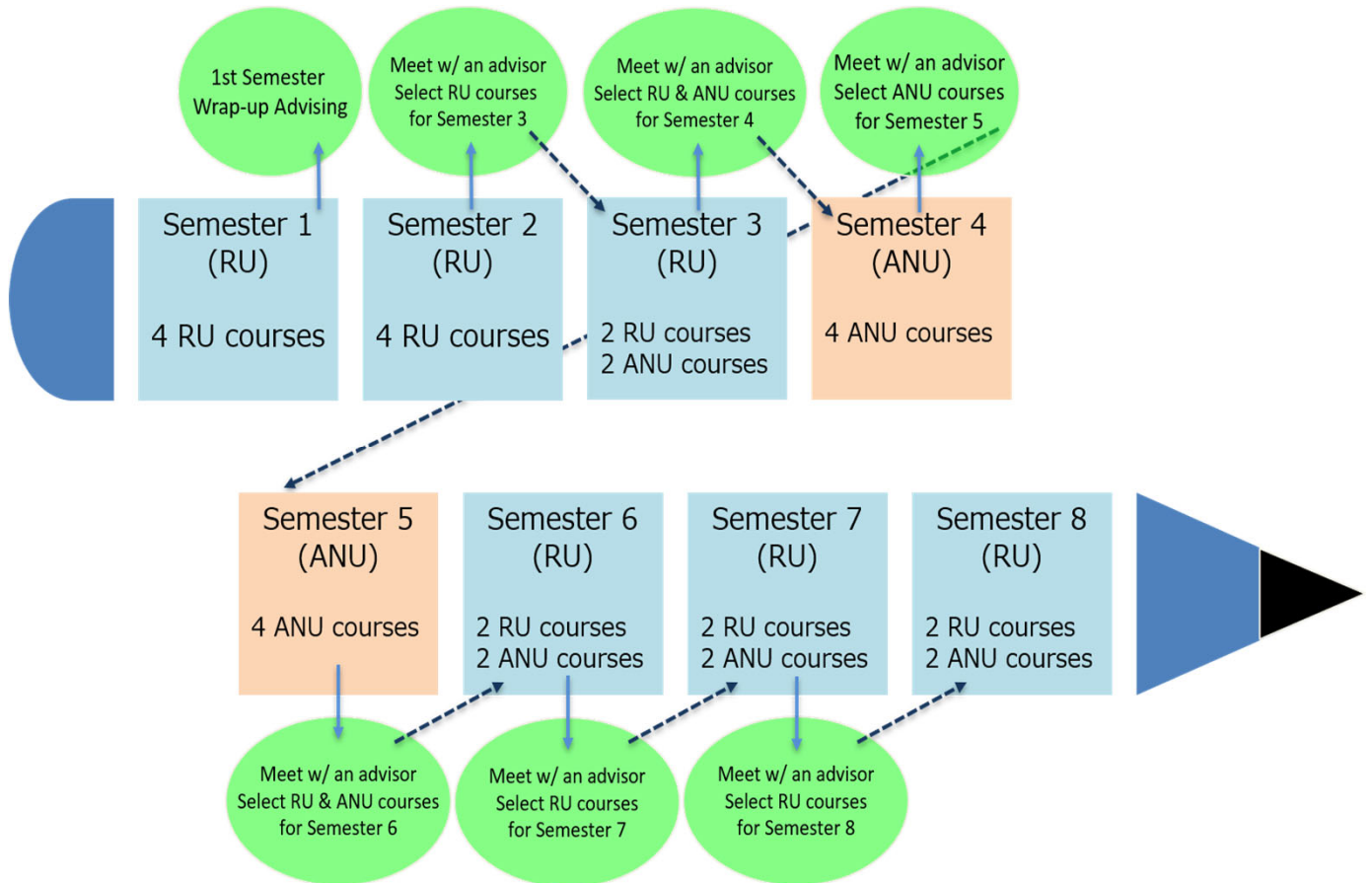
During

- Show up on time
- Take notes
- Be open with your advisor on how things are going at school and in your classes
- Be willing to share things about yourself, so we can better understand your goals and interests, both academically and professionally
- ASK QUESTIONS!

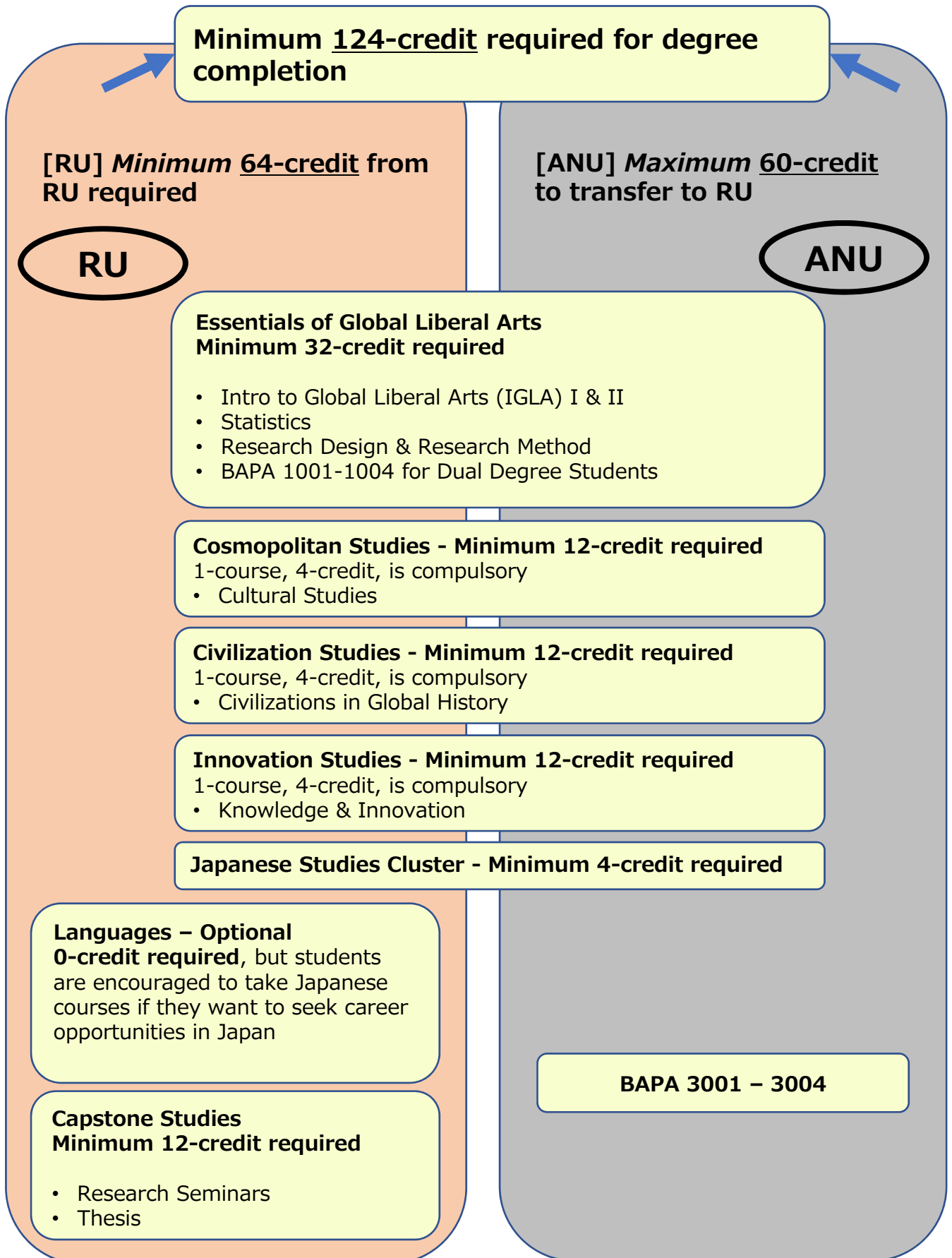
After

- Check your advisor's advising summary on the Academic Advising Database
- Keep a record of the information you learned during your advising appointment
- Complete all follow-up steps if necessary, such as paperwork, appointment, check email & websites
- Send your advisor follow-up questions, if necessary
- Contact/visit available campus resources, if necessary

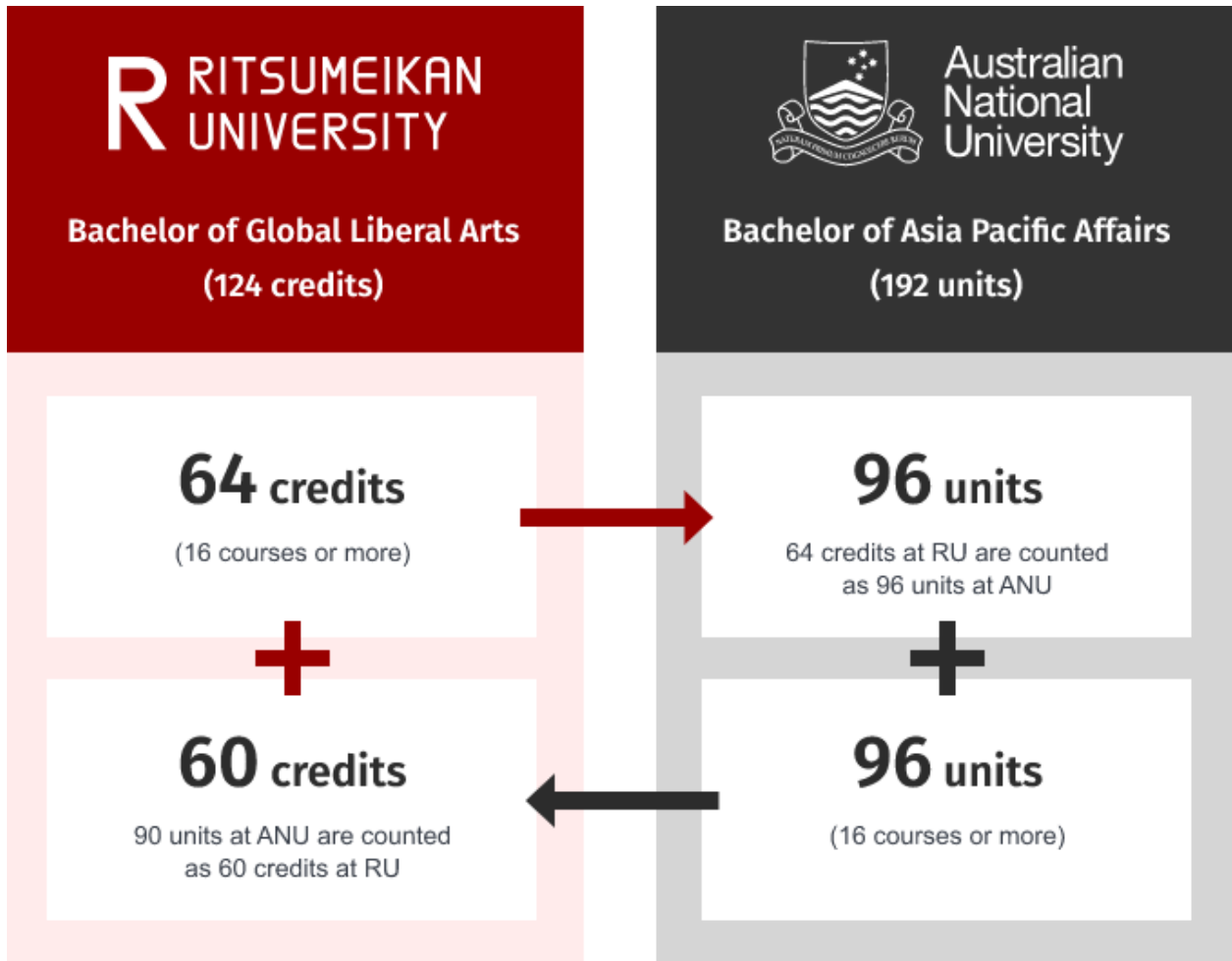
Program Grid – One Semester Ahead



GLA Graduation Requirements – Credit Distribution



GLA Graduation Requirements – Credit Transfer



In addition to the GLA requirements, students will have to complete all ANU requirements to earn their degree.

Consult with the academic advisors at ANU for details.

GLA Academic Program Grid – September/Fall 2021 Cohort

As a liberal arts college with a global & diverse student body, GLA has a unique enrollment system that consists of both April/Spring and September/Fall admissions to accommodate the high school academic calendars of students from all over the world. This system requires two Academic Program Calendars, one for each semester of enrollment.

Note that this grid may become subject to change under unexpected circumstances.

Year	Semester	Campus	Courses	Note
1	Fall 2021	RU	4 RU courses	
	Winter 2021		1-2 RU courses	Optional
	Spring 2022	RU	4 RU courses	
	Summer 2022		1-2 RU courses	Optional
2	Fall 2022	RU	2 RU courses & 2 ANU courses	
	ANU Semester 1 (February 2023)	ANU	4 ANU courses	
3	ANU Semester 2 (July 2023)	ANU	4 ANU Courses	
	Winter 2023	RU	1-2 RU courses	Optional
	Spring 2024		2 RU courses & 2 ANU courses	
	Summer 2024		1-2 RU courses	Optional
Fall 2024	2 RU courses & 2 ANU courses			
4	Winter 2024	RU	1-2 RU courses	Optional
	Spring 2025	RU	2 RU courses & 2 ANU courses	
	Summer 2025		1-2 RU courses	Optional

Fall 2021 GLA Academic Calendar

Fall 2021 Academic Calendar	
Wednesday, September 22 – Friday, September 24	New Student Orientation
Wednesday, September 22 (6:30 a.m.) – Friday, September 24 (11:00 a.m.)	Lottery-based Courses Registration Period
Monday, September 27	Fall 2021 classes begin
Monday, September 27 (6:30 a.m.) – Wednesday, September 29 (11:00 a.m.)	Regular Registration Period (Add & Drop)
Thursday, September 30 (10:00 a.m.) – Monday, October 4 (11:00 a.m.)	Application period for Late Registration (late Add & Drop) (for students who missed the standard Add & Drop registration period. Refer to Registration Guidebook for details)
Monday, October 4 (17:00)	Last day to submit the Petition for Course Overload
Thursday, October 7 (6:30 a.m.) – Friday, October 8 (11:00 a.m.)	Late Registration Period (only for students who applied during September 30 – October 4)
Tuesday, October 12 (6:30 a.m.) – Thursday, October 14 (11:00 a.m.)	Course Cancellation Period (Drop-only period)
Wednesday, November 3	Culture Day – Class day, no classes canceled
Monday, November 6	(For faculty) Mid-term progress rating opens
Friday, November 19	(For faculty) Due date of the mid-term progress rating
Tuesday, November 23	Labor Thanksgiving Day – Class day, no classes canceled
Tuesday, November 30	Last day to apply for Leave of Absence (LoA) for Fall 2021
Friday, December 10 (5:00 p.m.)	Last day to withdraw from Fall 2021 courses (only for students before passing the Academic & English Hurdle requirements)
Saturday, December 25 – Tuesday, January 5	Winter recess for students: December 25 – January 5 University closure, all offices closed: December 28 – January 5
Thursday, January 6	Fall 2021 classes resume
Saturday, January 8	Class day (Monday schedule), no classes canceled
Wednesday, January 19	Last day of regular undergraduate courses
Schedule TBA	Winter intensive session(s). Please refer to syllabi on manaba+R.
Friday, March 4	Fall 2021 grades become available to students
Friday, March 18	Winter intensive session(s) grades become available for students
Thursday, March 31	Formal last day of Fall 2021 semester
Spring 2021 Holidays (No Class)	
Monday, January 10	Coming of Age Day

Academic Advising “Food for Thoughts” for Fall 2021

By when	Task	Done!
Orientation Week Sept 21-25	Learn about the GLA curriculum and requirements and university resources, and meet with the GLA staff & faculty.	
Week 1 Sept 27-	<ul style="list-style-type: none"> • Add & Drop period begins—check out the syllabi of the courses you signed up for and buy textbooks • Questions? Ask your instructors or contact the academic advisors! • Interested in taking the Winter Intensive course? The registration period is only open at the start of the semester. Check the Academic Calendar for the deadline and manaba+R for the winter course details. 	
Week 2 Oct 4-	<p>Finalize course planning for the semester.</p> <p>Consider forming a study group for your classes. Working with your fellow students would deepen your learning and will develop a community!</p>	
Week 3 Oct 11-	<ul style="list-style-type: none"> • Meet with your Welcome Faculty Mentor during their scheduled office hours. • The last day to drop courses is October 13 (11:00 a.m.). Be sure to speak with your instructors during their office hours to see how you are doing in your courses. <p>The last day to drop courses is October 13 at 11:00 a.m.</p>	
Week 4 Oct 18-	<p>Assess your progress and performance in your courses. Are your study habits efficient and effective? Do you need some guidance? We have writing support, the Student Success Program (SSP), and other support resources! Check it out, or ask an academic advisor.</p>	
Week 5 Oct 25-		
Week 6 Nov 1-	<p>Winter blues? Exhausted with your homework? Need time to be away from textbooks & laptop? Here are tips for you!</p> <ul style="list-style-type: none"> • Check out student engagement programs offered on campus. • Consider attending local cultural/sports activities. • Student Support Room (SSR) offers individual and confidential counseling by licensed counselors. 	
Week 7 Nov 8-		
Week 8 Nov 15-		
Week 9 Nov 22-		
Week 10 Nov 29-		
Week 11 Dec 6-		
Week 12 Dec 13-	<p>The last day to withdraw from Fall 2021 courses is December 10 at 5:00 p.m. Note that it is only for Dual Degree students before the Academic & English Hurdle assessment</p>	
Week 13 Dec 20-		
Week 14 Jan 6-		
Week 15 Jan 13-	<p>CONGRATULATIONS! The semester has concluded!</p> <p>1st-semester students will attend the AAC’s 1st-semester Wrap-up advising.</p>	

Final Thoughts for a Successful Semester

1. **REMEMBER** that your life at university will be far different from high school. You will be treated as an adult, and you will be responsible for your decisions and actions.
2. **STAY CONNECTED.** Check the Academic Advising Database every time after you meet with an academic advisor. Read the university email and manaba+R announcements as often as possible. Bookmark important websites, such as the university and GLA homepages and the AAC section.
3. **BE PROACTIVE.** Seek assistance as soon as it becomes necessary. Sometimes providing support may take longer than expected. If you do not know to whom or where to reach out, contact the AAC as your first step.
4. **KNOW YOUR ADVISORS.** The AAC advisors are here to help you walk through the GLA curriculum, monitor your academic progress, and remain on the right track to graduate on time. AAC advisors can also refer you to the right individual and/or department on campus as necessary.
5. **MEET YOUR PROFESSORS.** GLA faculty members are committed to providing a high quality of education. Visit during their office hours to ask questions about class material and learn about their background, experiences, and research interests.
6. **YOU ARE NOT ALONE.** It is natural and common for new students to feel anxious and confused about university life. When you experience anxiety or confusion, talk to your classmates: they may have similar feelings. The Student Support Room (SSR) is also available if students would like to seek assistance from a professional counselor. Do not know whom to speak to? Feel free to contact the AAC!
7. **STUDY HARD** – really, what else!?
8. **HAVE FUN,** but do not forget to keep a healthy balance.

Experience the power of GLA Student-Support: ONE Mission, THREE Teams

Office Hours: **9:00 a.m. – 5:00 p.m., Monday through Friday**, except for national holidays & university closure periods

The Academic Advising Center

<http://en.ritsumei.ac.jp/gla/advising/>

Norihisa Shimada (“Nori”), Director, Academic Advising
Ryosuke Kawai (“Ryo”), Academic Advisor
Lisa Shimamoto, Academic Advisor

Student Professional Development & Career Support

g-career@st.ritsumei.ac.jp

Yoshiki Onishi, Director, Student Professional Development & Career Support
Yukie Harada, Coordinator

GLA Writing Coach & Support

http://en.ritsumei.ac.jp/gla/academics/learning_support/academic_writing_skills/

Ayumi Hagusa, Writing Coach & Coordinator